







Load	Solenoid 	Incandescent lamp 	Motor 	Relay 	Capacitor 	Resistive load 
Inrush current/ Normal current	Approx. 10 times	Approx. 10 to 15 times	Approx. 5 to 10 times	Approx. 2 to 3 times	Approx. 20 to 50 times	1

